

# FORM NO. MGT-7

[Pursuant to sub-Section(1) of section 92 of the Companies Act, 2013 and sub-rule (1) of rule 11of the Companies (Management and Administration) Rules, 2014]



## Annual Return (other than OPCs and Small Companies)

Form language ☒ English ☐ Hindi

Refer the instruction kit for filing the form.

### I. REGISTRATION AND OTHER DETAILS

(i) \* Corporate Identification Number (CIN) of the company

U65999MH2002PLC134884

Pre-fill

Global Location Number (GLN) of the company

\* Permanent Account Number (PAN) of the company

AAECA3878M

(ii) (a) Name of the company

ASSET RECONSTRUCTION COM

(b) Registered office address

THE RUBY, 10TH FLOOR  
29, SENAPATI BAPAT MARG, DADAR (WEST)  
MUMBAI  
Maharashtra  
400028

(c) \*e-mail ID of the company

cs@arcil.co.in

(d) \*Telephone number with STD code

02266581300

(e) Website

www.arcil.co.in

(iii) Date of Incorporation

11/02/2002

(iv)	Type of the Company	Category of the Company	Sub-category of the Company
	Public Company	Company limited by shares	Indian Non-Government company

(v) Whether company is having share capital

☒ Yes

☐ No

(vi) \*Whether shares listed on recognized Stock Exchange(s)

☐ Yes

☒ No

(b) CIN of the Registrar and Transfer Agent

L67120MH1993PLC074411

Pre-fill

Name of the Registrar and Transfer Agent

3I INFOTECH LIMITED

Registered office address of the Registrar and Transfer Agents

TOWER # 5, INTERNATIONAL INFOTECH PARK, VASHI STATION, COM  
PLEX,

(vii) \*Financial year From date 01/04/2022 (DD/MM/YYYY) To date 31/03/2023 (DD/MM/YYYY)

(viii) \*Whether Annual general meeting (AGM) held ☒ Yes ☐ No

(a) If yes, date of AGM

(b) Due date of AGM

30/09/2023

(c) Whether any extension for AGM granted

☐ Yes ☒ No

## II. PRINCIPAL BUSINESS ACTIVITIES OF THE COMPANY

\*Number of business activities

1


S.No	Main Activity group code	Description of Main Activity group	Business Activity Code	Description of Business Activity	% of turnover of the company
1	K	Financial and insurance Service	K8	Other financial activities	100

## III. PARTICULARS OF HOLDING, SUBSIDIARY AND ASSOCIATE COMPANIES (INCLUDING JOINT VENTURES)

\*No. of Companies for which information is to be given

1

Pre-fill All

S.No	Name of the company	CIN / FCRN	Holding/ Subsidiary/Associate/ Joint Venture	% of shares held
1	Avenue India Resurgence Pte. 		Holding	69.73

## IV. SHARE CAPITAL, DEBENTURES AND OTHER SECURITIES OF THE COMPANY

(i) \*SHARE CAPITAL

(a) Equity share capital

Particulars	Authorised capital	Issued capital	Subscribed capital	Paid up capital
Total number of equity shares	500,000,000	324,897,140	324,897,140	324,897,140
Total amount of equity shares (in Rupees)	5,000,000,000	3,248,971,400	3,248,971,400	3,248,971,400

Number of classes

1

Class of Shares	Authorised capital	Issued capital	Subscribed capital	Paid up capital
Number of equity shares	500,000,000	324,897,140	324,897,140	324,897,140
Nominal value per share (in rupees)	10	10	10	10
Total amount of equity shares (in rupees)	5,000,000,000	3,248,971,400	3,248,971,400	3,248,971,400

**(b) Preference share capital**

Particulars	Authorised capital	Issued capital	Subscribed capital	Paid-up capital
Total number of preference shares	0	0	0	0
Total amount of preference shares (in rupees)	0	0	0	0

Number of classes

0

Class of shares	Authorised capital	Issued capital	Subscribed capital	Paid up capital
Number of preference shares				
Nominal value per share (in rupees)				
Total amount of preference shares (in rupees)				

**(c) Unclassified share capital**

Particulars	Authorised Capital
Total amount of unclassified shares	0

**(d) Break-up of paid-up share capital**

Class of shares	Number of shares			Total nominal amount	Total Paid-up amount	Total premium
<b>Equity shares</b>	Physical	DEMAT	Total			
<b>At the beginning of the year</b>	66,764	324,830,376	324897140	3,248,971,400	3,248,971,400	
<b>Increase during the year</b>	0	0	0	0	0	0
i. Public Issues	0	0	0	0	0	0
ii. Rights issue	0	0	0	0	0	0
iii. Bonus issue	0	0	0	0	0	0
iv. Private Placement/ Preferential allotment	0	0	0	0	0	0

v. ESOPs	0	0	0	0	0	0
vi. Sweat equity shares allotted	0	0	0	0	0	0
vii. Conversion of Preference share	0	0	0	0	0	0
viii. Conversion of Debentures	0	0	0	0	0	0
ix. GDRs/ADRs	0	0	0	0	0	0
x. Others, specify <div></div>				0	0	
<b>Decrease during the year</b>	0	0	0	0	0	0
i. Buy-back of shares	0	0	0	0	0	0
ii. Shares forfeited	0	0	0	0	0	0
iii. Reduction of share capital	0	0	0	0	0	0
iv. Others, specify <div>0</div>				0	0	
<b>At the end of the year</b>	66,764	324,830,376	324897140	3,248,971,4	3,248,971,	
<b>Preference shares</b>						
<b>At the beginning of the year</b>	0	0	0	0	0	
<b>Increase during the year</b>	0	0	0	0	0	0
i. Issues of shares	0	0	0	0	0	0
ii. Re-issue of forfeited shares	0	0	0	0	0	0
iii. Others, specify <div>0</div>				0	0	
<b>Decrease during the year</b>	0	0	0	0	0	0
i. Redemption of shares	0	0	0	0	0	0
ii. Shares forfeited	0	0	0	0	0	0
iii. Reduction of share capital	0	0	0	0	0	0
iv. Others, specify <div>0</div>				0	0	
<b>At the end of the year</b>	0	0	0	0	0	

ISIN of the equity shares of the company

(ii) Details of stock split/consolidation during the year (for each class of shares)

0

Class of shares		(i)	(ii)	(iii)
Before split / Consolidation	Number of shares			
	Face value per share			
After split / Consolidation	Number of shares			
	Face value per share			

(iii) Details of shares/Debentures Transfers since closure date of last financial year (or in the case of the first return at any time since the incorporation of the company) \*

☐ Nil

[Details being provided in a CD/Digital Media]

☐

Yes

☒

No

☐

Not Applicable

Separate sheet attached for details of transfers

☐

Yes

☒

No

Note: In case list of transfer exceeds 10, option for submission as a separate sheet attachment or submission in a CD/Digital Media may be shown.

Date of the previous annual general meeting	28/09/2022		
Date of registration of transfer (Date Month Year)	18/05/2022		
Type of transfer	Equity Shares	1 - Equity, 2- Preference Shares,3 - Debentures, 4 - Stock	
Number of Shares/ Debentures/ Units Transferred	62,323,800	Amount per Share/ Debenture/Unit (in Rs.)	10
Ledger Folio of Transferor	DP- ID IN300450, Client - ID 13813608		
Transferor's Name			IDBI Bank Limited
	Surname	middle name	first name
Ledger Folio of Transferee	DP- ID IN301524, Client - ID 30047094		

Transferee's Name	<input type="text"/>	<input type="text"/>	<input type="text" value="Avenue India Resurgence Pte"/>
	Surname	middle name	first name

Date of registration of transfer (Date Month Year)	<input type="text" value="19/05/2022"/>
--	---

Type of transfer	<input type="text" value="Equity Shares"/>	1 - Equity, 2- Preference Shares,3 - Debentures, 4 - Stock
------------------	--	--

Number of Shares/ Debentures/ Units Transferred	<input type="text" value="43,076,000"/>	Amount per Share/ Debenture/Unit (in Rs.)	<input type="text" value="10"/>
---	---	---	---------------------------------

Ledger Folio of Transferor	<input type="text" value="DP- ID IN301348, Client - ID 20002990"/>
----------------------------	--

Transferor's Name	<input type="text"/>	<input type="text"/>	<input type="text" value="ICICI Bank Limited"/>
	Surname	middle name	first name

Ledger Folio of Transferee	<input type="text" value="DP- ID IN301524, Client - ID 30047094"/>
----------------------------	--

Transferee's Name	<input type="text"/>	<input type="text"/>	<input type="text" value="Avenue India Resurgence Pte"/>
	Surname	middle name	first name

Date of registration of transfer (Date Month Year)	<input type="text" value="19/05/2022"/>
--	---


Type of transfer	<input type="text" value="Equity Shares"/>	1 - Equity, 2- Preference Shares,3 - Debentures, 4 - Stock
------------------	--	--

Number of Shares/ Debentures/ Units Transferred	<input type="text" value="7,340,000"/>	Amount per Share/ Debenture/Unit (in Rs.)	<input type="text" value="10"/>
---	--	---	---------------------------------

Ledger Folio of Transferor	<input type="text" value="DP- ID IN300183, Client - ID 12456965"/>
----------------------------	--

Transferor's Name	<input type="text"/>	<input type="text"/>	<input type="text" value="ICICI Home Finance Company"/>
	Surname	middle name	first name

Ledger Folio of Transferee	<input type="text" value="DP- ID IN301524, Client - ID 30047094"/>
----------------------------	--

Transferee's Name	<input type="text"/>	<input type="text"/>	Avenue India Resurgence Pte 
	Surname	middle name	first name

Date of registration of transfer (Date Month Year)	<input type="text" value="29/03/2023"/>
--	---


Type of transfer	<input type="text" value="Equity Shares"/>	1 - Equity, 2- Preference Shares,3 - Debentures, 4 - Stock
------------------	--	--

Number of Shares/ Debentures/ Units Transferred	<input type="text" value="32,506,486"/>	Amount per Share/ Debenture/Unit (in Rs.)	<input type="text" value="10"/>
---	---	---	---------------------------------

Ledger Folio of Transferor	<input type="text" value="DP- ID IN300812, Client - ID 10501028"/>
----------------------------	--

Transferor's Name	<input type="text"/>	<input type="text"/>	<input type="text" value="Punjab National Bank"/>
	Surname	middle name	first name

Ledger Folio of Transferee	<input type="text" value="DP- ID IN301524, Client - ID 30047094"/>
----------------------------	--

Transferee's Name	<input type="text"/>	<input type="text"/>	Avenue India Resurgence Pte 
	Surname	middle name	first name

Date of registration of transfer (Date Month Year)	<input type="text"/>
--	----------------------

Type of transfer	<input type="text"/>	1 - Equity, 2- Preference Shares,3 - Debentures, 4 - Stock
------------------	----------------------	--

Number of Shares/ Debentures/ Units Transferred	<input type="text"/>	Amount per Share/ Debenture/Unit (in Rs.)	<input type="text"/>
---	----------------------	---	----------------------

Ledger Folio of Transferor	<input type="text"/>
----------------------------	----------------------

Transferor's Name	<input type="text"/>	<input type="text"/>	<input type="text"/>
	Surname	middle name	first name

Ledger Folio of Transferee	<input type="text"/>
----------------------------	----------------------

Transferee's Name	<input type="text"/>	<input type="text"/>	<input type="text"/>
	Surname	middle name	first name

**(iv) \*Debentures (Outstanding as at the end of financial year)**

Particulars	Number of units	Nominal value per unit	Total value
Non-convertible debentures	0		0
Partly convertible debentures	0		0
Fully convertible debentures	0		0
<b>Total</b>			0

**Details of debentures**

Class of debentures	Outstanding as at the beginning of the year	Increase during the year	Decrease during the year	Outstanding as at the end of the year
Non-convertible debentures	0	0	0	0
Partly convertible debentures	0	0	0	0
Fully convertible debentures	0	0	0	0

**(v) Securities (other than shares and debentures)**

0

Type of Securities	Number of Securities	Nominal Value of each Unit	Total Nominal Value	Paid up Value of each Unit	Total Paid up Value
<b>Total</b>	<input type="text"/>		<input type="text"/>		<input type="text"/>

**V. \*Turnover and net worth of the company (as defined in the Companies Act, 2013)**

**(i) Turnover**

4,555,749,877

**(ii) Net worth of the Company**

22,397,434,872

**VI. (a) \*SHARE HOLDING PATTERN - Promoters**

S. No.	Category	Equity		Preference	
		Number of shares	Percentage	Number of shares	Percentage



1.	Individual/Hindu Undivided Family				
	(i) Indian	0	0	0	
	(ii) Non-resident Indian (NRI)	0	0	0	
	(iii) Foreign national (other than NRI)	0	0	0	
2.	Government				
	(i) Central Government	0	0	0	
	(ii) State Government	0	0	0	
	(iii) Government companies	0	0	0	
3.	Insurance companies	0	0	0	
4.	Banks	64,816,980	19.95	0	
5.	Financial institutions	0	0	0	
6.	Foreign institutional investors	0	0	0	
7.	Mutual funds	0	0	0	
8.	Venture capital	0	0	0	
9.	Body corporate (not mentioned above)	226,566,265	69.73	0	
10.	Others	0	0	0	
	<b>Total</b>	291,383,245	89.68	0	0

**Total number of shareholders (promoters)**

2

**(b) \*SHARE HOLDING PATTERN - Public/Other than promoters**

S. No.	Category	Equity		Preference	
		Number of shares	Percentage	Number of shares	Percentage
1.	Individual/Hindu Undivided Family				
	(i) Indian	404,837	0.12	0	
	(ii) Non-resident Indian (NRI)	0	0	0	
	(iii) Foreign national (other than NRI)	0	0	0	
2.	Government				

	(i) Central Government	0	0	0	
	(ii) State Government	0	0	0	
	(iii) Government companies	0	0	0	
3.	Insurance companies	0	0	0	
4.	Banks	16,841,200	5.18	0	
5.	Financial institutions	0	0	0	
6.	Foreign institutional investors	0	0	0	
7.	Mutual funds	0	0	0	
8.	Venture capital	0	0	0	
9.	Body corporate (not mentioned above)	16,267,858	5.01	0	
10.	Others	0	0	0	
	<b>Total</b>	33,513,895	10.31	0	0

**Total number of shareholders (other than promoters)**

28

**Total number of shareholders (Promoters+Public/  
Other than promoters)**

30

**VII. \*NUMBER OF PROMOTERS, MEMBERS, DEBENTURE HOLDERS  
(Details, Promoters, Members (other than promoters), Debenture holders)**

Details	At the beginning of the year	At the end of the year
Promoters	5	2
Members (other than promoters)	29	28
Debenture holders	0	0

**VIII. DETAILS OF DIRECTORS AND KEY MANAGERIAL PERSONNEL**

**(A) \*Composition of Board of Directors**


Category	Number of directors at the beginning of the year		Number of directors at the end of the year		Percentage of shares held by directors as at the end of year	
	Executive	Non-executive	Executive	Non-executive	Executive	Non-executive
<b>A. Promoter</b>	0	4	0	3	0	0

<b>B. Non-Promoter</b>	1	4	1	3	0	0
(i) Non-Independent	1	0	1	0	0	0
(ii) Independent	0	4	0	3	0	0
<b>C. Nominee Directors representing</b>	0	0	0	0	0	0
(i) Banks & FIs	0	0	0	0	0	0
(ii) Investing institutions	0	0	0	0	0	0
(iii) Government	0	0	0	0	0	0
(iv) Small share holders	0	0	0	0	0	0
(v) Others	0	0	0	0	0	0
Total	1	8	1	6	0	0

Number of Directors and Key managerial personnel (who is not director) as on the financial year end date

9

**(B) (i) \*Details of directors and Key managerial personnel as on the closure of financial year**

Name	DIN/PAN	Designation	Number of equity share(s) held	Date of cessation (after closure of financial year : If any)
Anil Kumar Gorthy	03299256	Director	0	
Srinivasa Rao Sureddi	09607477	Nominee director	0	
Ashish Shukla	09145210	Director	0	
Pavan Pal Kaushal	07117387	Director	0	
Narayanan Subramania 	00166621	Director	0	
Pradeep Kumar Panja	03614568	Director	0	
Pallav Mohapatra	02300885	Managing Director	0	
Pramod Gupta	AANPG8019N	CFO	0	
Ameet Kela	AFMPK3350G	Company Secretar	0	

**(ii) Particulars of change in director(s) and Key managerial personnel during the year**

9

Name	DIN/PAN	Designation at the beginning / during the financial year	Date of appointment/ change in designation/ cessation	Nature of change (Appointment/ Change in designation/ Cessation)
Natarajan Sundar	03525506	Nominee director	30/04/2022	Cessation
Shailendra Govind Nadh	03401830	Nominee director	18/05/2022	Cessation
Partha Dey	00242825	Nominee director	19/05/2022	Cessation
Srinivasa Rao Sureddi	09607477	Nominee director	20/07/2022	Appointment
Ashish Shukla	09145210	Additional director	06/09/2022	Appointment
Ashish Shukla	09145210	Director	28/09/2022	Change in designation
Rakesh Grover	09673773	Nominee director	28/10/2022	Appointment
Rakesh Grover	09673773	Nominee director	29/03/2022	Cessation
Gopika Pant	00388675	Director	08/03/2023	Cessation

## IX. MEETINGS OF MEMBERS/CLASS OF MEMBERS/BOARD/COMMITTEES OF THE BOARD OF DIRECTORS

### A. MEMBERS/CLASS /REQUISITIONED/NCLT/COURT CONVENED MEETINGS

Number of meetings held

3

Type of meeting	Date of meeting	Total Number of Members entitled to attend meeting	Attendance	
			Number of members attended	% of total shareholding
Annual General Meeting	28/09/2022	31	8	95.96
Extra Ordinary General Meeting	25/05/2022	31	6	97.32
Extra Ordinary General Meeting	16/03/2023	31	5	85.95

### B. BOARD MEETINGS

\*Number of meetings held

7

S. No.	Date of meeting	Total Number of directors associated as on the date of meeting	Attendance	
			Number of directors attended	% of attendance
1	11/05/2022	8	6	75
2	30/05/2022	6	6	100

S. No.	Date of meeting	Total Number of directors associated as on the date of meeting	Attendance	
			Number of directors attended	% of attendance
3	30/06/2022	6	6	100
4	18/08/2022	7	7	100
5	14/09/2022	8	8	100
6	17/11/2022	9	8	88.89
7	16/02/2023	9	8	88.89

### C. COMMITTEE MEETINGS

Number of meetings held

8

S. No.	Type of meeting	Date of meeting	Total Number of Members as on the date of the meeting	Attendance	
				Number of members attended	% of attendance
1	Audit Committee	28/05/2022	3	3	100
2	Audit Committee	12/08/2022	3	3	100
3	Audit Committee	15/11/2022	4	4	100
4	Audit Committee	15/02/2023	4	4	100
5	Nomination and Remuneration Committee	25/04/2022	4	3	75
6	Nomination and Remuneration Committee	26/05/2022	3	3	100
7	Nomination and Remuneration Committee	14/02/2023	4	4	100
8	Corporate Social Responsibility Committee	14/02/2023	4	4	100

### D. \*ATTENDANCE OF DIRECTORS

S. No.	Name of the director	Board Meetings			Committee Meetings			Whether attended AGM held on
		Number of Meetings which director was entitled to attend	Number of Meetings attended	% of attendance	Number of Meetings which director was entitled to attend	Number of Meetings attended	% of attendance	
								(Y/N/NA)
1	Anil Kumar Goel	7	7	100	3	3	100	
2	Srinivasa Rao	4	4	100	2	2	100	
3	Ashish Shukla	3	3	100	2	2	100	

4	Pavan Pal Kau	7	6	85.71	4	4	100	
5	Narayanan Su	7	7	100	4	4	100	
6	Pradeep Kuma	7	7	100	8	8	100	
7	Pallav Mohapa	7	7	100	1	1	100	

**X. \*REMUNERATION OF DIRECTORS AND KEY MANAGERIAL PERSONNEL**

☐ Nil

Number of Managing Director, Whole-time Directors and/or Manager whose remuneration details to be entered

1

S. No.	Name	Designation	Gross Salary	Commission	Stock Option/ Sweat equity	Others	Total Amount
1	Pallav Mohapatra	CEO& MD	24,408,340	0	0	1,338,000	25,746,340
	Total		24,408,340	0	0	1,338,000	25,746,340

Number of CEO, CFO and Company secretary whose remuneration details to be entered

2

S. No.	Name	Designation	Gross Salary	Commission	Stock Option/ Sweat equity	Others	Total Amount
1	Pramod Gupta	CFO	16,580,386	0	0	662,200	17,242,586
2	Ameet Kela	CS	6,694,963	0	0	177,475	6,872,438
	Total		23,275,349	0	0	839,675	24,115,024

Number of other directors whose remuneration details to be entered

6

S. No.	Name	Designation	Gross Salary	Commission	Stock Option/ Sweat equity	Others	Total Amount
1	Anil Gorthy	Director	0	0	0	0	0
2	Ashish Shukla	Director	0	0	0	0	0
3	Srinivasa Rao Sure	Nominee Director	540,000	0	0	0	540,000
4	Pavan Pal Kaushal	Independent Director	1,150,000	0	0	0	1,150,000
5	Narayanan Subram	Independent Director	2,090,000	0	0	0	2,090,000
6	Pradeep Kumar Par	Independent Director	2,140,000	0	0	0	2,140,000
	Total		5,920,000	0	0	0	5,920,000

## XI. MATTERS RELATED TO CERTIFICATION OF COMPLIANCES AND DISCLOSURES

- \* A. Whether the company has made compliances and disclosures in respect of applicable provisions of the Companies Act, 2013 during the year ☒ Yes ☐ No

B. If No, give reasons/observations

## XII. PENALTY AND PUNISHMENT - DETAILS THEREOF

(A) DETAILS OF PENALTIES / PUNISHMENT IMPOSED ON COMPANY/DIRECTORS /OFFICERS ☒ Nil

Name of the company/ directors/ officers	Name of the court/ concerned Authority	Date of Order	Name of the Act and section under which penalised / punished	Details of penalty/ punishment	Details of appeal (if any) including present status

(B) DETAILS OF COMPOUNDING OF OFFENCES ☒ Nil

Name of the company/ directors/ officers	Name of the court/ concerned Authority	Date of Order	Name of the Act and section under which offence committed	Particulars of offence	Amount of compounding (in Rupees)

## XIII. Whether complete list of shareholders, debenture holders has been enclosed as an attachment

☒ Yes ☐ No

## XIV. COMPLIANCE OF SUB-SECTION (2) OF SECTION 92, IN CASE OF LISTED COMPANIES

In case of a listed company or a company having paid up share capital of Ten Crore rupees or more or turnover of Fifty Crore rupees or more, details of company secretary in whole time practice certifying the annual return in Form MGT-8.

Name

Khanna & Co.

Whether associate or fellow

☐ Associate ☒ Fellow

Certificate of practice number

8468

### I/We certify that:

- (a) The return states the facts, as they stood on the date of the closure of the financial year aforesaid correctly and adequately.  
(b) Unless otherwise expressly stated to the contrary elsewhere in this Return, the Company has complied with all the provisions of the Act during the financial year.

### Declaration

I am Authorised by the Board of Directors of the company vide resolution no. ...  dated

(DD/MM/YYYY) to sign this form and declare that all the requirements of the Companies Act, 2013 and the rules made thereunder in respect of the subject matter of this form and matters incidental thereto have been complied with. I further declare that:

1. Whatever is stated in this form and in the attachments thereto is true, correct and complete and no information material to the subject matter of this form has been suppressed or concealed and is as per the original records maintained by the company.
2. All the required attachments have been completely and legibly attached to this form.

**Note: Attention is also drawn to the provisions of Section 447, section 448 and 449 of the Companies Act, 2013 which provide for punishment for fraud, punishment for false statement and punishment for false evidence respectively.**

To be digitally signed by

Director

DIN of the director

02300885

To be digitally signed by

☒ Company Secretary

☐ Company secretary in practice

Membership number

7934

Certificate of practice number

### Attachments

1. List of share holders, debenture holders
2. Approval letter for extension of AGM;
3. Copy of MGT-8;
4. Optional Attachment(s), if any

Attach

Attach

Attach

Attach

### List of attachments

Remove attachment

Modify

Check Form

Prescrutiny

Submit

**This eForm has been taken on file maintained by the Registrar of Companies through electronic mode and on the basis of statement of correctness given by the company**



**ASSET RECONSTRUCTION COMPANY (INDIA) LIMITED**
**List of Shareholders as on March 31, 2023 (Face value of shares : Rs. 10 /- per share)**

Sr. No.	Folio No	DPID	Client ID	Name of the Shareholder	No. of shares as on March 31, 2023	Shareholding Percentage
1	47	-	-	GURUDAS SAHA	32,476	0.01
2	53	-	-	DHAVAL SAMPAT	5,000	0.00
3	55	-	-	KILLOL THAKORE	5,057	0.00
4	57	-	-	MEHUL GANDHI	11,816	0.00
5	68	-	-	SANDEEP BANGIA	12,415	0.00
6	-	IN301516	10000012	THE FEDERAL BANK LIMITED	4,139,300	1.27
7	-	IN300011	10403189	THE KARNATAKA BANK LTD	8,562,600	2.64
8	-	IN300484	12040155	THE SOUTH INDIAN BANK LTD	4,139,300	1.27
9	-	IN300183	10005872	MUDALAGEERI SUDHENDRANATH	60,000	0.02
10	-	IN300183	10603977	S K AMARNATH	7,150	0.00
11	-	IN301330	18323053	ACHREKAR DHANANJAY SHASHIKANT	2,544	0.00
12	-	IN302679	31024307	MANOJ DEEPCHAND GANGWAL	11,648	0.00
13	-	IN302679	32530176	VANITA SAWANT	4,192	0.00
14	-	IN302902	40172380	SHRUTI KUMAR	15,731	0.00
15	-	IN302902	40463182	CHANDAN CHURIWAL	1,371	0.00
16	-	IN302902	42969738	SUDHAMOY KHASNOBIS	100,554	0.03
17	-	IN303028	51652035	TSHERING SAMDUP	6,845	0.00
18	-	IN303028	53436765	S V VENKATAKRISHNAN	35,759	0.01
19	-	IN302902	46209774	SANJAY VIJAY SAWANT	12,500	0.00
20	-	IN302902	46366197	JIGAR CHINUBHAI DALAL	3,000	0.00
21	-	IN303786	10000023	STATE BANK OF INDIA	64,816,980	19.95
22	-	IN303719	10735342	PANKAJ JAIN	7,034	0.00
23	-	IN300183	10703616	ROSA MASCARENHAS	3,739	0.00
24	-	IN300054	10033272	LATHE INVESTMENT PTE LTD	16,244,858	5.00
25	-	IN301151	13285976	PIYUSH SHANTILAL GUNDECHA	4,131	0.00
26	-	IN301549	54504158	NILESH DINESH SHAH	17,320	0.01
27	-	IN304158	10000578	MIHIR DILIP NANAVATI	37,855	0.01
28	-	IN301524	30047094	AVENUE INDIA RESURGENCE PTE. LTD.	226,566,265	69.73
29	-	IN303028	71773103	AALOK DAVE	6,700	0.00
30	-	IN301629	10046154	PROGRESSIVE STAR FINANCE PRIVATE LIMITED	23,000	0.01
<b>Total Holding</b>					<b>324,897,140</b>	<b>100</b>

**Asset Reconstruction Company (India) Limited**

The Ruby, 10th Floor, 29, Senapati Bapat Marg, Dadar (West), Mumbai 400 028. India

Tel: (+91 - 22) 6658 1300 Fax: (+91 22) 6658 1313/14 Website: [www.arcil.co.in](http://www.arcil.co.in)
**Corporate Identification Number: U65999MH2002PLC134884**